



**KING COUNTY**

1200 King County Courthouse  
516 Third Avenue  
Seattle, WA 98104

**Signature Report**

**December 15, 2015**

**Ordinance 18204**

**Proposed No. 2015-0411.2**

**Sponsors McDermott**

1 AN ORDINANCE relating to the 2015 levy of property  
2 taxes in King County for collection in the year 2016.

3 BE IT ORDAINED BY THE COUNCIL OF KING COUNTY:

4 SECTION 1. The county assessor of King County has certified to the  
5 metropolitan King County council that the assessed valuation of the County of King as  
6 finally equalized amounts to \$423,509,867,430.

7 SECTION 2. The metropolitan King County council imposes the levies necessary  
8 to fund estimated expenditures for the year 2016 as listed in this section. These amounts  
9 do not include the total of estimated revenues from sources other than taxation, including  
10 available surplus and such expenditures as are to be net from bond warrant issues. In  
11 accordance with state law, the King County assessor calculated a sum for property taxes  
12 available to the county related to new construction, improvements to property, refunds  
13 and any increase in the assessed value of state assessed property. In calculating the  
14 amount of regular property tax moneys needed, the council was cognizant of these sums  
15 and they are therefore included in the following levy totals.

<u>FUND</u>	<u>TAX</u>
COUNTY	
CURRENT EXPENSE	\$336,662,420
HUMAN SERVICES FUND/MENTAL HEALTH	\$6,366,874

20	VETERANS AND HUMAN SERVICES	\$17,918,894
21	VETERANS' AID	\$2,836,874
22	INTER-COUNTY RIVER IMPROVEMENT	\$50,000
23	AFIS	\$20,234,950
24	UNLIMITED G.O. BONDS	\$16,820,000
25	CONSERVATION FUTURES	\$18,887,515
26	EMERGENCY MEDICAL SERVICES	\$119,948,265
27	PARKS	\$67,925,490
28	TRANSIT	\$26,966,199
29	CHILDREN AND FAMILY JUSTICE CENTER	\$23,821,948
30	FERRY DISTRICT	\$1,183,252
31	PUGET SOUND EMERGENCY RADIO NETWORK	\$29,590,779
32	BEST STARTS FOR KIDS	\$59,181,558
33	TOTAL COUNTY	\$748,395,018

34       SECTION 3. A. The metropolitan King County council imposes the levy  
35 necessary to fund estimated expenditures for the year 2016 as listed in this section. This  
36 amount does not include the total of estimated revenues from sources other than taxation,  
37 including available surplus and such expenditures as are to be net from bond warrant  
38 issues. In accordance with state law, the King County assessor calculated a sum for  
39 property taxes available to the county related to new construction, improvements to  
40 property, refunds and any increase in the assessed value of state assessed property. In  
41 calculating the amount of regular property tax moneys needed, the council was cognizant  
42 of these sums and they are therefore included in the following levy totals.

43	<u>FUND</u>	<u>TAX</u>
44	UNINCORPORATED COUNTY - ROADS	\$82,532,870
45	<u>SECTION 4.</u> The metropolitan King County council certifies the levies of the	
46	following taxing districts:	
47	PORT OF SEATTLE	\$72,000,000
48	CITIES AND TOWNS	
49	ALGONA	\$680,632
50	AUBURN (King County portion only)	\$16,156,165
51	BEAUX ARTS VILLAGE	\$164,133
52	BELLEVUE	\$41,563,022
53	BLACK DIAMOND	\$1,499,131
54	BOTHELL (King County portion only)	\$6,831,272
55	BURIEN	\$7,600,000
56	CARNATION	\$269,767
57	CLYDE HILL	\$1,011,590
58	COVINGTON	\$2,600,000
59	DES MOINES	\$4,745,000
60	DUVALL	\$1,375,000
61	ENUMCLAW	\$1,822,628
62	FEDERAL WAY	\$10,900,000
63	HUNTS POINT	\$289,000
64	ISSAQUAH	\$9,737,800
65	KENMORE	\$4,556,217

66	KENT	\$22,665,260
67	KIRKLAND	\$29,048,203
68	LAKE FOREST PARK	\$3,019,416
69	MAPLE VALLEY	\$3,625,237
70	MEDINA	\$2,676,594
71	MERCER ISLAND	\$12,739,709
72	MILTON (KC portion only)	\$150,460
73	NEWCASTLE	\$4,651,058
74	NORMANDY PARK	\$1,809,560
75	NORTH BEND	\$1,694,491
76	PACIFIC (King County portion only)	\$670,445
77	REDMOND	\$24,406,841
78	RENTON	\$37,250,000
79	SAMMAMISH	\$27,023,948
80	SEATAC	\$13,529,000
81	SHORELINE	\$12,602,486
82	SKYKOMISH	\$49,695
83	SNOQUALMIE	\$7,002,905
84	TUKWILA	\$14,714,174
85	WOODINVILLE	\$3,110,000
86	YARROW POINT	\$548,447
87	TOTAL CITIES AND TOWNS	\$334,789,286
88	FIRE DISTRICTS	

Ordinance 18204

---

89	2	\$10,923,876
90	4	\$9,934,440
91	10	\$4,539,180
92	11	\$1,554,000
93	13	\$2,340,284
94	16	\$6,133,150
95	20	\$3,305,376
96	22 (King County portion only)	\$187,990
97	24	\$0
98	25	\$1,558,189
99	27	\$2,056,500
100	28	\$2,224,901
101	31	\$14,000
102	34	\$7,000,000
103	36	\$7,985,285
104	38	\$2,246,000
105	39	\$27,277,106
106	40	\$3,309,006
107	41	\$480,176
108	43	\$9,171,812
109	44	\$4,815,805
110	45	\$4,023,741
111	47	\$283,566

112	49 (King County portion only)	\$82,545
113	50	\$218,500
114	61 (King County portion only)	\$9,905,659
115	62	\$16,266,400
116	TOTAL FIRE DISTRICTS	\$137,837,487
117	MISCELLANEOUS	
118	CEMETERY DISTRICT NO. 1	\$111,637
119	SEATTLE METROPOLITAN PARKS DISTRICT	\$47,798,348
120	DES MOINES METROPOLITAN PARK DISTRICT	\$872,013
121	FALL CITY METROPOLITAN PARK DISTRICT	\$113,720
122	HOSPITAL DISTRICT NO. 1	\$22,006,012
123	HOSPITAL DISTRICT NO. 2	\$25,324,839
124	HOSPITAL DISTRICT NO. 4	\$3,802,945
125	KING COUNTY FLOOD CONTROL ZONE DISTRICT	\$54,946,171
126	ISSAQUAH LIBRARY CAPITAL FACILITIES	\$765,000
127	NORMANDY PARK METROPOLITAN PARK DISTRICT	\$579,709
128	NORTHSHORE PARKS & REC (King County portion only)	\$192,433
129	PIERCE COUNTY LIBRARY	\$46,737
130	REDMOND LIBRARY CAPITAL FACILITIES	\$600,000
131	SI VIEW METROPOLITAN PARK DISTRICT	\$2,197,878
132	RURAL LIBRARY (King County portion only)	\$124,009,263
133	TUKWILA METROPOLITAN PARKS DISTRICT	\$821,019
134	VASHON MAURY PARKS	\$1,309,240


135	TOTAL MISCELLANEOUS	\$285,496,964
136	SCHOOLS	
137	AUBURN (King County portion only)	\$54,143,755
138	BELLEVUE	\$157,081,243
139	ENUMCLAW	\$15,409,321
140	FEDERAL WAY	\$85,088,036
141	FIFE (King County portion only)	\$1,918,611
142	HIGHLINE	\$77,136,666
143	ISSAQUAH	\$99,842,962
144	KENT	\$105,818,598
145	LAKE WASHINGTON	\$145,892,118
146	MERCER ISLAND	\$26,862,492
147	NORTSHORE (King County portion only)	\$67,615,907
148	RENTON	\$99,239,158
149	RIVERVIEW	\$14,481,465
150	SEATTLE	\$357,865,006
151	SHORELINE	\$45,013,838
152	SKYKOMISH	\$302,434
153	SNOQUALMIE VALLEY	\$36,503,918
154	TAHOMA	\$33,650,734
155	TUKWILA	\$17,168,473

156	VASHON	\$8,888,670
157	TOTAL SCHOOLS	\$1,449,823,404
158	<b>GRAND TOTAL</b>	<b>\$3,110,875,029</b>
159		


Ordinance 18204 was introduced on 10/19/2015 and passed as amended by the Metropolitan King County Council on 12/14/2015, by the following vote:

Yes: 7 - Mr. von Reichbauer, Mr. Gossett, Ms. Hague, Mr. Dunn, Mr. McDermott, Mr. Dembowski and Mr. Upthegrove  
No: 0  
Excused: 2 - Mr. Phillips and Ms. Lambert


KING COUNTY COUNCIL  
KING COUNTY, WASHINGTON

  
Larry Phillips, Chair

ATTEST:

  
\_\_\_\_\_  
Anne Noris, Clerk of the Council

APPROVED this 22<sup>nd</sup> day of December, 2015.

  
\_\_\_\_\_  
Dow Constantine, County Executive

RECEIVED  
2015 DEC 23 PM 3:28  
KING COUNTY CLERK  
KING COUNTY COUNCIL

Attachments: None